

Welcome to the Fujisan World Heritage Center

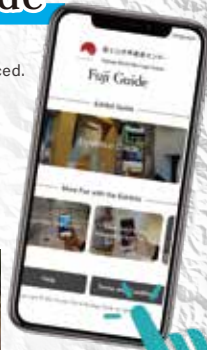
Mount Fuji became a treasure of the entire world in June 2013, in recognition of its remarkable universal value as an object of worship and inspiration to the arts. The Fujisan World Heritage Center's mission is to bring information to the world on the wonders of this holy and magnificent mountain that stirs the hearts of so many people. The center also functions as a base for the preservation of Mount Fuji for the future, and for local promotion centered on sightseeing. We hope visitors can experience Mount Fuji as a part of world heritage as a place of belief and arts inspired by rich nature and the activities of people expanding beyond time and space.

Formal System "Fuji Guide"

Detailed explanation inside of this building and recommended walking route for exhibition are introduced.



When you find a Fuji Guide Panel-----, please put your smart phone on the NFC tag.
※You can also read QR code.



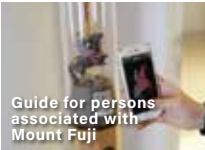
Exhibition guide



Floor map navigation



Tour around the Sengen Shrines



Guide for persons associated with Mount Fuji

Fuji Guide is displayed!
Contents are four in total.



This guide responds with foreign languages!
※6 foreign languages including English



Rules for Use of the Center

Please follow these rules in order to maintain a good environment for viewing.

Guide to the Exhibits ● Do not touch the exhibits and the display cases. ● View quietly so as not to disturb other visitors. ● Avoid using ink-based writing equipment (e.g. ballpoint pens, fountain pens, brushes) as they may stain the exhibits. ● Avoid bringing large items of baggage with you.

● Do not carry plastic bottles or drinks with your hands. Keep them inside your bag.

Photography ● You may take photos inside the center, but you are not allowed to photo special exhibitions or to use flash photography.

Phone calls ● Avoid using smartphones or mobile phones inside the exhibition hall.

Food, drink, smoking ● Do not eat or drink while inside the center. ● The entire center is non-smoking.

Accidents ● Kindly note that the center takes no liability whatsoever for any injuries, accidents, stolen or lost items occurring in the center.

Other matters ● Avoid behavior that may disturb other visitors. ● Bringing dangerous items into the center is prohibited. ● Do not bring your pets inside the center. (This does not apply to guide dogs, service dogs, or hearing dogs.) ● Leave your umbrella in the stand. ● Take any litter with you when you leave. (There are no garbage receptacles in the center.) ● Center staff may ask you to comply with their instructions in order to preserve the exhibits and maintain the viewing environment. We ask for your understanding in this matter.

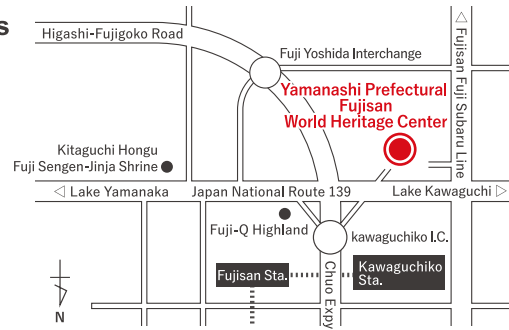
● Facility Information

Opening hours **9:00 to 17:00** (8:30-18:00 July to September,
9:00-16:00 December to February)

Days closed North Hall- open all year round.
South Hall- closed on the 4th Tuesday of the month.

● Admittance Free

● Access



- From Tokyo** Shinjuku - Chuo Expy. (80 min.) > Kawaguchiko Interchange
- From Kansai** Osaka - Meishin Expy. (150 min.) ▶ Nagoya - Tomei Expy. (180 min.) ▶ Gotemba I.C. - R138 (15 min.) ▶ Subashiri I.C. - Higashi-Fujigoko Road (20 min.) ▶ Fuji Yoshida I.C.
- From Nagano** Nagano - Nagano Expy. (70 min.) ▶ Okaya Junction - Chuo Expy (70 min.) ▶ Ichinomiya Misaka I.C. - R137 ▶ Kawaguchiko I.C.
- From Lake Kawaguchi** 300 meters from the Kawaguchiko I.C. on the Chuo Expressway
600 meters from the Fuji Yoshida I.C. on the Higashi-Fujigoko Road

Time from the main sightseeing areas (If using a car)	●Kawaguchiko Sta. (5 min.) ●FujiSta. (8 min.) ●Fuji-Q Highland (5 min.) ●Kitaguchi Hongu Fuji Sengen-Jinja Shrine (8 min.) ●Mt. Fuji Panoramic Ropeway (10 min.) ●Oshino Hakkai Springs (18 min.) ●Narusawa Ice Cave (16 min.) ●Gotemba Premium Outlet (38 min.) ●Fuji Subaru Line entrance (6 min.)

Parking available Number of parks	Large buses	Passenger cars
	27 buses	76 cars

Barrier-free	Parking for persons with disabilities	Accessible toilet	Ostomate toilet	Accessible elevator	Rental wheelchairs

Yamanashi Prefectural Fujisan World Heritage Center

6663-1 Funatsu, Fuji Kawaguchiko-machi, Minamitsuru-gun, Yamanashi Prefecture

TEL : 0555-72-0259


FAX : 0555-72-0211

(Official home page)

<https://www.fujisan-whc.jp>



English



FUJISAN WORLD HERITAGE CENTER, YAMANASHI



富士山世界遺産センター

Fujisan World Heritage Center

South Hall

Learn about Mount Fuji World Heritage

Time required : 30-60 minutes

Mount Fuji is recognized as a piece of world heritage for its remarkably universal value as an object of worship and inspiration to the arts. Its status comes from its glorious nature and its relations with people. Visitors can experience the wonders of Mount Fuji through 25 assets that include panels and visuals in an easily comprehensible format.

Use the Fuji Meguri exhibit app.

(Available in Japanese, English, Chinese, Korean, Thai, and Indonesian.)



Thirty-six Views of Mount Fuji



Mount Fuji Pilgrimage Experience

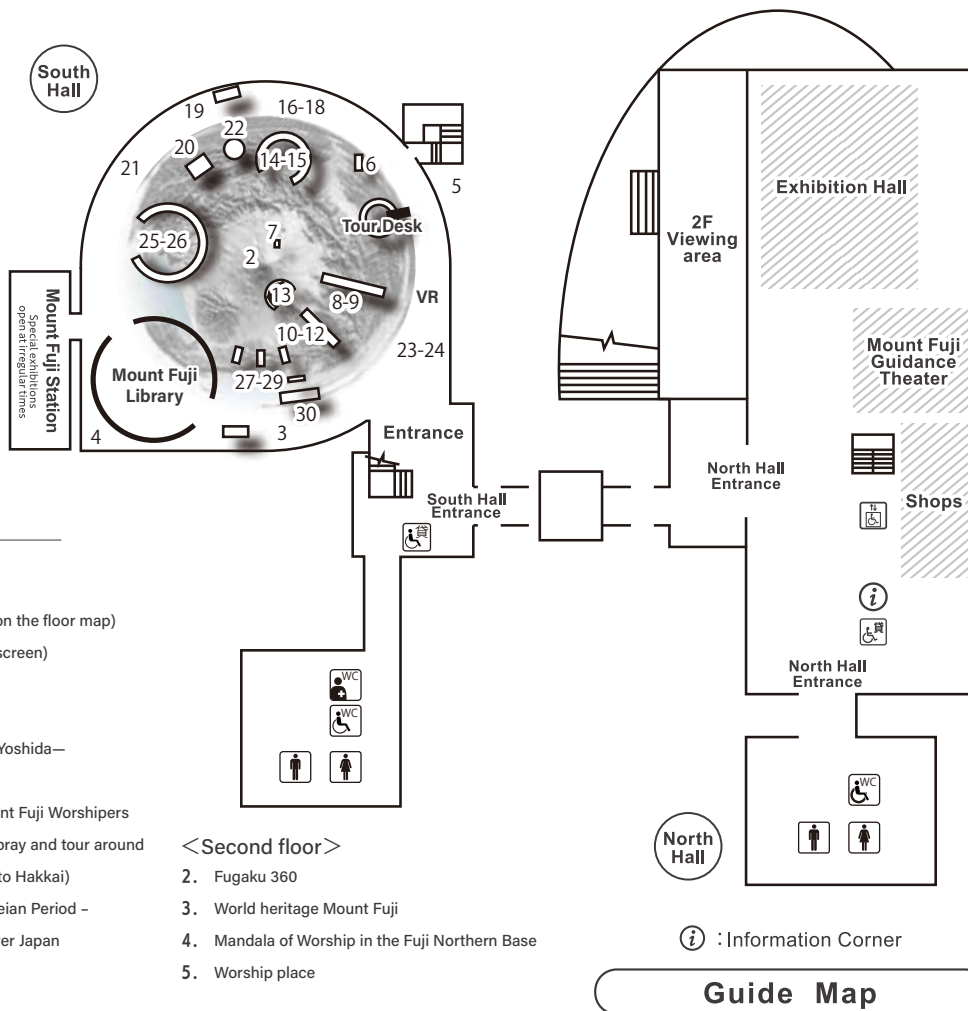


Mount Fuji Declaration



VR of World heritage Mount Fuji Trip of Mount Fuji Worship

Here, please wear the VR goggle and experience a trip of Fuji Worship through climbing up from Yoshida Gate to the Summit of Mount Fuji.



Exhibition Hall Guide

<First floor>

1. Gate for Mount Fuji
6. Widely Splendid World of Mount Fuji (shown on the floor map)
7. Vision inside the womb (shown on the upper screen)
- 8-9. Mount Fuji as an object of Mountain Worship
10. Trip of Mount Fuji Worshipers
- 11-12. Base for Mount Fuji Pilgrimage - Kawaguchi, Yoshida-
13. Experience of ascending to worship Fujisan.
14. Waterside to purify the mind and body of Mount Fuji Worshipers
15. The Summit of Mount Fuji where Worshipers pray and tour around
16. Sacred Places spreading in all over Japan (Soto Hakkai)
17. Burying of the Scriptures - Worship form in Heian Period -
18. People traveling toward Mount Fuji from all over Japan
19. Mount Fujis named in various places of Japan
- Hometown Fuji spreading in the world -
20. Worship around Lava Caves
- 21-24. Various Shapes of Mount Fuji Worship
- 25-26. Mount Fuji as an inspiration source for Art
- 27-29. Protection and Preservation of Mount Fuji
30. Mount Fuji Declaration

<Second floor>

2. Fugaku 360
3. World heritage Mount Fuji
4. Mandala of Worship in the Fuji Northern Base
5. Worship place

: Information Corner

Guide Map



Mount Fuji Guidance theater



Exhibition Hall



Shop



Rental clothing



Viewing area

Exhibits to Learn about Mount Fuji Nature Sightseeing information, cafe, and shop

Time required: 25 minutes

Visitors can enjoy the exhibit area to learn more about Mount Fuji's nature, or the Mount Fuji Guidance Theater (Japanese, English, and Chinese support available).

The viewing area on the second floor is highly popular as place to photograph Mount Fuji.

There are also a gift shop and cafe.

North Hall

